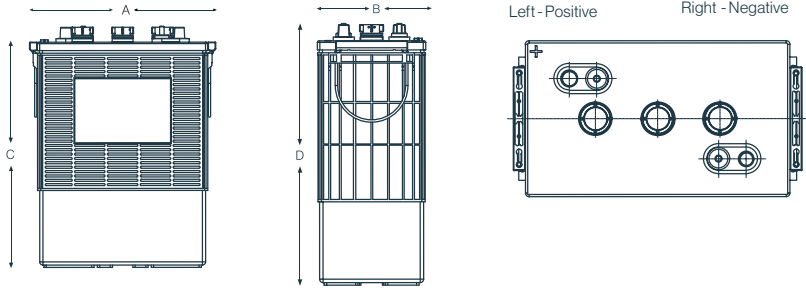


QSRF L16 HC (L16)

QUASAR Flooded Carbon Nano Battery



Electrical Specifications

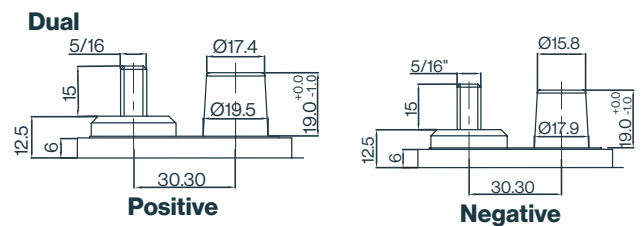
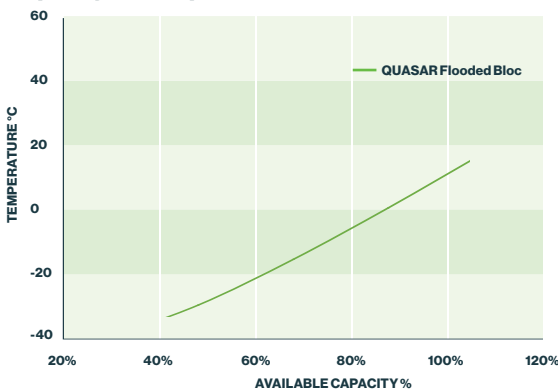
C5 Capacity	345Ah
C20 Capacity	420Ah
Capacity Minutes @25 Amps	865
Capacity Minutes @75 Amps	224
Voltage	6V
80% DOD Voltage Cutoff	5.6V
Self Discharge	Less than 3% per month (20°C/68°F)
Charge Temperature	Min: -10°C (14°F) / Max: 50°C (122°F)
Discharge Temperature**	Min: -40°C (-40°F) / Max: 50°C (122°F)
Storage	Min: -20°C (-4°F) / Max: 60°C (140°F)

Mechanical Specifications

Industry Reference	L16	
Length (A)	12.1 in	308 mm
Width (B)	6.9 in	174 mm
Height (C)	15.3 in	388 mm
Height (D)	16.4 in	416 mm
Weight	110.2 lbs	50 kgs
Terminal (Opt'l)	Dual	
Cell(s)	3	
Electrolyte	Flooded	
Terminal Torque Nm	STUD: 11-12Nm AP: 6-8Nm	

NOTE: There is a tolerance of +/-2%.

Capacity vs Temperature



Compliant with: IEC 60254

Designed in compliance with applicable BCI, DIN, BS and IEC standards. Tested in compliance to BCI and IEC standards.

Features

- Ultra energy efficient due to low resistance
- Increased cycle life due to Carbon Nano Tube Technology
- Suitable for opportunity charging
- Cost savings due to increased efficiency
- Up to 2 x faster recharge
- Allows for opportunity charging to give you those extra running times when required
- Suitable for extreme temperature variants

Applications

- Golf carts, including electric vehicles
- Access Work Platform (AWP)
- Cleaning Machines
- Maritime
- Wheelchairs
- Solar & Renewable Energy
- Traffic Systems
- Caravans / Motorhomes RV's
- Home Invertor

Charging profile

IUI Charging $I_1 = \text{min. } 12\% C_5 \text{ max. } 40\% C_5$
 $U = 2.45 \text{ V per cell}$
 $I_2 = 6\% C_5 \text{ for max. } 4 \text{ hours}$

Charging instructions

Charging Voltage Settings 77°F / @ 25°C						
System Voltage	Per Cell	6V	12V	24V	36V	48V
Bulk Charge	2.47	7.41	14.82	29.64	44.46	59.28
Float Voltage	2.25	6.75	13.50	27.00	40.50	54.00
Equalize Voltage	2.70	8.10	16.20	32.40	48.60	64.80

Charging temperatures

ADD	SUBTRACT
0.005Vpc for every 1°C below 25°C	0.005Vpc for every 1°C above 25°C
0.0028Vpc for every 1°F below 77°F	0.0028Vpc for every 1°F above 77°F

State of Charge Measure of Open - Circuit Voltage

% of SoC	Sp.Gravity	OCV	
		Cell	6V
100	1.285	2.125	6.38
90	1.265	2.105	6.32
80	1.246	2.086	6.26
70	1.227	2.067	6.20
60	1.207	2.047	6.14
50	1.188	2.028	6.08
40	1.169	2.009	6.03
30	1.150	1.990	5.97
20	1.130	1.970	5.91
10	1.111	1.951	5.85
0	1.092	1.932	5.80